



Coupes de Pâques - Nogaro Super Série FFSA 2010 Super Copa SEAT LEON Essais Qualificatifs Classement de la séance

Cl	Num	Pilote	Nation	Team	Secteur 1	Secteur 2	Secteur 3	Temps	Ecart	Tour	Vitesse
1	2	BRICHE Julien	FR	JSB COMPETITION	33.793	30.071	31.321	1:35.185		10	137.51
2	99	COMTE Aurélien	FR	GALAXY RACING	33.698	30.259	31.246	1:35.203	+0.018	7	137.49
3	6	BOTTEMANNE Sacha	FR	BL2 RACING TEAM	33.937	30.085	31.233	1:35.255	+0.070	4	137.41
4	10	SCHEIER Johan-Boris	FR	BOUTSEN ENERGY RACING	33.978	30.084	31.288	1:35.350	+0.165	7	137.27
5	8	DAVID William	FR	BORDEAUX RACING - AUTONEWS INF	33.957	30.190	31.365	1:35.512	+0.327	8	137.04
6	1	CLAIRET Jea-Marie	FR	TEAM CLAIRET SPORT	34.361	30.193	31.416	1:35.970	+0.785	15	136.39
7	7	BROGGI Marlene	FR	EXAGON ENGINEERING	34.396	30.342	31.842	1:36.580	+1.395	9	135.53
8	5	MARVIE Michel	FR	TEAM SPEED CAR	34.363	30.431	31.821	1:36.615	+1.430	10	135.48
9	12	ROSSI Michael	FR	TEAM CLAIRET SPORT	34.285	30.698	31.876	1:36.859	+1.674	8	135.14
10	55	BERNARD Romain	FR	SEAT FRANCE	34.680	30.529	31.907	1:37.116	+1.931	10	134.78
11	4	DESTEMBERT Pascal	FR	TEAM SPEED CAR	34.658	30.629	31.965	1:37.252	+2.067	12	134.59
12	14	JOLIVIERE Romuald	FR	LJ SPORT	34.836	30.517	32.185	1:37.538	+2.353	9	134.20
13	3	PIERLOT Fabien	FR	JSB COMPETITION	34.749	30.813	31.983	1:37.545	+2.360	16	134.19
14	47	PUJOL Serge	FR	PUJOL SPORT				1:39.667	+4.482	7	131.33
15	28	DAFEUR Henri	FR	TEAM CLAIRET SPORT	35.951	31.425	32.822	1:40.198	+5.013	18	130.63
16	22	LAMARQUE Patrick	FR	LJ SPORT	36.364	31.540	33.322	1:41.226	+6.041	8	129.31
17	9	MORENTE Martin	FR	TEAM CLAIRET SPORT	36.822	31.822	33.016	1:41.660	+6.475	5	128.75
18	64	TILLOS Jacques	FR	Effitic Carré Sport	37.562	32.907	34.548	1:45.017	+9.832	4	124.64

Sous réserve du contrôle technique ou d'incidents d'ordre sportif

Le directeur de course

Heure d'affichage

Le chronométrage



Coupes de Pâques - Nogaro
Super Série FFSA 2010
Super Copa SEAT LEON
Essais Privés 3
Classement de la séance

Cl	Num	Pilote	Nation	Team	Secteur 1	Secteur 2	Secteur 3	Temps	Ecart	Tour	Vitesse
1	10	SCHEIER Johan-Boris	FR	BOUTSEN ENERGY RACING	34.426	30.222	31.618	1:36.266		8	135.97
2	8	DAVID William	FR	BORDEAUX RACING - AUTONEWS INF	34.329	30.295	31.690	1:36.314	+0.048	11	135.90
3	12	ROSSI Michael	FR	TEAM CLAIRET SPORT	34.310	30.416	31.761	1:36.487	+0.221	7	135.66
4	2	BRICHE Julien	FR	JSB COMPETITION	34.326	30.419	31.788	1:36.533	+0.267	4	135.59
5	6	BOTTEMANNE Sacha	FR	BL2 RACING TEAM	34.912	30.201	31.457	1:36.570	+0.304	2	135.54
6	5	MARVIE Michel	FR	TEAM SPEED CAR	34.544	30.485	31.894	1:36.923	+0.657	11	135.05
7	1	CLAIRET Jea-Marie	FR	TEAM CLAIRET SPORT	34.596	30.598	31.888	1:37.082	+0.816	11	134.83
8	4	DESTEMBERT Pascal	FR	TEAM SPEED CAR	35.013	30.662	31.892	1:37.567	+1.301	4	134.16
9	7	BROGGI Marlene	FR	EXAGON ENGINEERING	34.864	30.744	31.959	1:37.567	+1.301	11	134.16
10	99	COMTE Aurélien	FR	GALAXY RACING	34.403	31.168	32.142	1:37.713	+1.447	9	133.95
11	14	JOLIVIERE Romuald	FR	LJ SPORT	35.020	30.584	32.158	1:37.762	+1.496	4	133.89
12	55	BERNARD Romain	FR	SEAT FRANCE	36.085	30.748	32.547	1:39.380	+3.114	13	131.71
13	3	PIERLOT Fabien	FR	JSB COMPETITION	36.224	31.099	33.046	1:40.369	+4.103	3	130.41
14	9	MORENTE Martin	FR	TEAM CLAIRET SPORT	36.370	31.321	33.399	1:41.090	+4.824	6	129.48
15	28	DAFEUR Henri	FR	TEAM CLAIRET SPORT	36.791	31.709	33.300	1:41.800	+5.534	14	128.58
16	22	LAMARQUE Patrick	FR	LJ SPORT	37.068	31.762	34.019	1:42.849	+6.583	10	127.27
17	64	TILLOS Jacques	FR	Effitic Carré Sport	38.920	33.245	34.491	1:46.656	+10.390	8	122.72




















Coupes de Pâques - Nogaro
Super Série FFSA 2010
Super Copa SEAT LEON
Essais Privés 2
Classement de la séance

Cl	Num	Pilote	Nation	Team	Secteur 1	Secteur 2	Secteur 3	Temps	Ecart	Tour	Vitesse
1	10	SCHEIER Johan-Boris	FR	BOUTSEN ENERGY RACING	34.525	30.544	31.768	1:36.096		2	136.21
2	15		FR		34.389	30.259	31.448	1:36.096		3	136.21
3	12	ROSSI Michael	FR	TEAM CLAIRET SPORT	34.200	30.389	31.615	1:36.204	+0.108	6	136.06
4	2	BRICHE Julien	FR	JSB COMPETITION	34.318	30.384	31.635	1:36.337	+0.241	11	135.87
5	1	CLAIRET Jea-Marie	FR	TEAM CLAIRET SPORT	34.509	30.519	31.726	1:36.754	+0.658	4	135.28
6	8	DAVID William	FR	BORDEAUX RACING - AUTONEWS INF	34.649	30.515	32.241	1:37.405	+1.309	8	134.38
7	4	DESTEMBERT Pascal	FR	TEAM SPEED CAR	34.985	30.850	32.242	1:38.077	+1.981	5	133.46
8	5	MARVIE Michel	FR	TEAM SPEED CAR	35.023	30.821	32.280	1:38.124	+2.028	5	133.39
9	14	JOLIVIERE Romuald	FR	LJ SPORT	35.709	30.711	32.194	1:38.614	+2.518	5	132.73
10	6	BOTTEMANNE Sacha	FR	BL2 RACING TEAM	35.994	30.935	31.833	1:38.762	+2.666	8	132.53
11	7	BROGGI Marlene	FR	EXAGON ENGINEERING	35.529	30.840	32.417	1:38.786	+2.690	5	132.50
12	3	PIERLOT Fabien	FR	JSB COMPETITION	36.232	31.240	33.272	1:40.744	+4.648	13	129.92
13	55	BERNARD Romain	FR	SEAT FRANCE	36.841	31.118	33.033	1:40.992	+4.896	9	129.61
14	28	DAFEUR Henri	FR	TEAM CLAIRET SPORT	37.263	32.022	33.560	1:42.845	+6.749	13	127.27
15	9	MORENTE Martin	FR	TEAM CLAIRET SPORT	37.192	33.102	33.655	1:43.949	+7.853	3	125.92
16	22	LAMARQUE Patrick	FR	LJ SPORT	37.961	32.178	34.614	1:44.753	+8.657	5	124.95
17	64	TILLOS Jacques	FR	TFT	38.345	32.569	34.133	1:45.047	+8.951	5	124.60



Coupes de Pâques - Nogaro
Super Série FFSA 2010
Super Copa SEAT LEON
Essais Privés 1
Classement de la séance

Clt	Num	Pilote	Nation	Team	Secteur 1	Secteur 2	Secteur 3	Temps	Ecart	Tour	Vitesse
1	12	ROSSI Michael		TEAM CLAIRET SPORT	33.918	30.435	31.657	1:36.010		20	136.33
2	99	COMTE Aurélien		GALAXY RACING	34.238	30.474	31.578	1:36.290	+0.280	34	135.93
3	2	BRICHE Julien		JSB COMPETITION	34.250	30.426	31.669	1:36.345	+0.335	25	135.86
4	15	SCHEIER Johan-Boris		BOUTSEN ENERGY RACING	34.386	30.359	31.781	1:36.526	+0.516	33	135.60
5	6	BOTTEMANNE Sacha		BL2 RACING TEAM	34.746	30.642	31.817	1:37.205	+1.195	14	134.65
6	28	DAFEUR Henri		TEAM CLAIRET SPORT	34.628	30.662	31.998	1:37.288	+1.278	19	134.54
7	7	BROGGI Marlene		EXAGON ENGINEERING	34.908	30.662	31.946	1:37.516	+1.506	38	134.23
8	5	MARVIE Michel		TEAM SPEED CAR	34.999	30.695	31.903	1:37.597	+1.587	39	134.11
9	14	JOLIVIERE Romuald		LJ SPORT	35.048	30.509	32.167	1:37.724	+1.714	21	133.94
10	4	DESTEMBERT Pascal		TEAM SPEED CAR	34.928	30.811	32.052	1:37.791	+1.781	21	133.85
11	8	DAVID William		BORDEAUX RACING - AUTONEWS INF	35.262	30.931	31.999	1:38.192	+2.182	21	133.30
12	64	TILLOS Jacques		TFT	36.337	31.404	33.221	1:40.962	+4.952	3	129.64
13	3	PIERLOT Fabien		JSB COMPETITION	36.492	31.473	33.177	1:41.142	+5.132	4	129.41
14	1	CLAIRET Jea-Marie		TEAM CLAIRET SPORT	36.318	31.754	33.264	1:41.336	+5.326	24	129.17
15	22	LAMARQUE Patrick		LJ SPORT	36.390	32.080	33.818	1:42.288	+6.278	21	127.96



Coupes de Pâques - Nogaro

Super Série FFSA 2010

Super Copa SEAT LEON

Course 2

Classement

Clt	Num	Pilote	Nation	Team	Tours	Temps	Ecart	Moyenne	M.Tour	Vitesse
1	10	SCHEIER Johan-Boris		BOUTSEN ENE	24	38:59.909		134.25	1:36.464	135.69
2	99	COMTE Aurélien		GALAXY RACII	24	39:02.009	+2.100	134.13	1:36.805	135.21
3	1	CLAIRET Jean-Marie		TEAM CLAIRE	24	39:21.551	+21.642	133.02	1:36.920	135.05
4	8	DAVID William		BORDEAUX R	24	39:24.605	+24.696	132.85	1:37.043	134.88
5	14	JOLIVIERE Romuald		LJ SPORT	24	39:25.463	+25.554	132.80	1:36.915	135.06
6	2	BRICHE Julien		JSB COMPETI	24	39:33.587	+33.678	132.35	1:36.944	135.02
7	12	ROSSI Michael		TEAM CLAIRE	24	39:33.832	+33.923	132.33	1:36.810	135.20
8	5	MARVIE Michel		TEAM SPEED	24	39:42.346	+42.437	131.86	1:38.286	133.17
9	4	DESTEMBERT Pascal		TEAM SPEED	24	39:51.286	+51.377	131.37	1:37.436	134.34
10	3	PIERLOT Fabien		JSB COMPETI	24	39:55.816	+55.907	131.12	1:38.347	133.09
11	9	MORENTE Martin		TEAM CLAIRE	24	40:11.751	+1:11.842	130.25	1:39.149	132.01
12	28	DAFEUR Henri		TEAM CLAIRE	24	40:12.556	+1:12.647	130.21	1:38.897	132.35
13	55	BERNARD Romain		SEAT FRANCE	24	40:16.110	+1:16.201	130.02	1:39.299	131.82
14	47	PUJOL Serge		PUJOL SPORT	23	38:41.554	+1 Tour	129.68	1:39.317	131.79
15	22	LAMARQUE Patrick		LJ SPORT	23	39:59.348	+1 Tour	125.47	1:41.720	128.68
16	7	BROGGI Marlene		EXAGON ENGI	22	39:04.078	+2 Tours	122.85	1:37.938	133.65

Cts n'ayant pas couvert 75% du nombre de tours du 1er

17	6	BOTTEMANNE Sacha		BL2 RACING T	11	18:20.983	+13 Tours	130.77	1:37.137	134.75
18	64	TILLOS Jacques		Effitic Carré Spr	9	16:20.435	+15 Tours	120.15	1:44.919	124.75

Meilleur tour : 10 SCHEIER Johan-Boris - 1:36.464

Sous réserve du contrôle technique ou d'incidents d'ordre sportif

Le directeur de course

Heure d'affichage

Le chronométrage



Coupes de Pâques - Nogaro

Super Série FFSA 2010

Super Copa SEAT LEON

Course 1

Classement

Clt	Num	Pilote	Nation	Team	Tours	Temps	Ecart	Moyenne	M.Tour	Vitesse
1	2	BRICHE Julien		JSB COMPETI	12	19:41.121		132.98	1:36.699	135.36
2	6	BOTTEMANNE Sacha		BL2 RACING T	12	19:42.963	+1.842	132.78	1:37.366	134.43
3	10	SCHEIER Johan-Boris		BOUTSEN ENE	12	19:43.476	+2.355	132.72	1:37.120	134.77
4	99	COMTE Aurélien		GALAXY RACII	12	19:48.662	+7.541	132.14	1:37.581	134.14
5	1	CLAIRET Jea-Marie		TEAM CLAIRE	12	19:49.304	+8.183	132.07	1:37.681	134.00
6	8	DAVID William		BORDEAUX R	12	19:59.205	+18.084	130.98	1:38.053	133.49
7	5	MARVIE Michel		TEAM SPEED	12	20:01.310	+20.189	130.75	1:38.741	132.56
8	14	JOLIVIERE Romuald		LJ SPORT	12	20:02.502	+21.381	130.62	1:38.686	132.63
9	4	DESTEMBERT Pascal		TEAM SPEED	12	20:03.924	+22.803	130.46	1:38.554	132.81
10	7	BROGGI Marlene		EXAGON ENGI	12	20:21.232	+40.111	128.62	1:39.486	131.57
11	3	PIERLOT Fabien		JSB COMPETI	12	20:22.280	+41.159	128.50	1:39.487	131.57
12	47	PUJOL Serge		PUJOL SPORT	12	20:27.230	+46.109	127.99	1:39.279	131.84
13	9	MORENTE Martin		TEAM CLAIRE	12	20:42.782	+1:01.661	126.38	1:40.964	129.64
14	28	DAFEUR Henri		TEAM CLAIRE	12	20:43.312	+1:02.191	126.33	1:41.210	129.33
15	22	LAMARQUE Patrick		LJ SPORT	12	20:54.944	+1:13.823	125.16	1:40.891	129.74
16	55	BERNARD Romain		SEAT FRANCE	12	21:00.371	+1:19.250	124.62	1:40.562	130.16
17	12	ROSSI Michael		TEAM CLAIRE	11	18:07.999	+1 Tour	132.33	1:37.311	134.51
18	64	TILLOS Jacques		Effitic Carré Spr	11	21:26.082	+1 Tour	111.95	1:45.191	124.43

Meilleur tour : 2 BRICHE Julien - 1:36.699

Sous réserve du contrôle technique ou d'incidents d'ordre sportif

Le directeur de course

Heure d'affichage

Le chronométrage

Coupes de Pâques - Nogaro Super Série FFSA 2010 Super Copa SEAT LEON Essais Qualificatifs Historique

Seq	Num	Heure	Secteur 1	Secteur 2	Secteur 3	Tour	Temps
1 CLAIRET Jea-Marie							
1 START							
4	1	1:50.604		36.128	33.219	1	
22	1	3:41.189	38.598	38.222	33.765	2	1:50.585
39	1	5:18.050	34.618	30.507	31.736	3	1:36.861
55	1	6:54.516	34.459	30.393	31.614	4	1:36.466
72	1	[IN] 8:42.888	36.598	32.311	39.463	5	
118	1	14:12.116		31.866	32.222	6	
131	1	15:48.237	34.391	30.416	31.314	7	1:36.121
143	1	17:26.492	34.357	30.332	33.566	8	1:38.255
155	1	19:16.845	40.017	36.527	33.809	9	1:50.353
169	1	20:53.179	34.217	30.664	31.453	10	1:36.334
183	1	22:51.230	38.630	39.565	39.856	11	1:58.051
197	1	24:39.119	37.344	34.532	36.013	12	1:47.889
212	1	26:15.405	34.351	30.462	31.473	13	1:36.286
225	1	27:51.871	34.427	30.488	31.551	14	1:36.466
236	1	29:27.841	34.361	30.193	31.416	15	1:35.970
241		30:01.386					FINISH
251	1	[IN] 31:43.791	34.373	52.371	49.206	16	

2 BRICHE Julien

Seq	Num	Heure	Secteur 1	Secteur 2	Secteur 3	Tour	Temps
1 START							
16	2	2:37.296		41.428	47.646	1	
34	2	4:40.639	51.314	38.554	33.475	2	2:03.343
50	2	6:18.990	35.597	31.221	31.533	3	1:38.351
66	2	7:54.715	34.129	30.193	31.403	4	1:35.725
82	2	9:50.480	36.921	32.569	46.275	5	1:55.765
97	2	11:26.306	33.953	30.513	31.360	6	1:35.826
112	2	[IN] 13:22.045	37.248	37.555	40.936	7	
160	2	20:01.203		35.189	32.376	8	
173	2	21:36.682	33.958	30.289	31.232	9	1:35.479
186	2	23:11.867	33.793	30.071	31.321	10	1:35.185
202	2	25:15.284	33.944	40.703	48.770	11	2:03.417
217	2	[IN] 26:56.992	33.936	30.695	37.077	12	
241		30:01.386					FINISH

3 PIERLOT Fabien

Seq	Num	Heure	Secteur 1	Secteur 2	Secteur 3	Tour	Temps
1 START							
18	3	2:44.144		45.031	46.201	1	
35	3	4:48.814	45.094	41.373	38.203	2	2:04.670
53	3	6:37.091	38.992	33.102	36.183	3	1:48.277
69	3	8:22.675	39.437	32.199	33.948	4	1:45.584
87	3	10:20.355	41.128	37.698	38.854	5	1:57.680
103	3	12:01.367	36.270	31.437	33.305	6	1:41.012
114	3	13:40.620	35.669	31.076	32.508	7	1:39.253

Seq	Num	Heure	Secteur 1	Secteur 2	Secteur 3	Tour	Temps
128	3	15:19.166	35.064	31.128	32.354	8	1:38.546
138	3	16:57.706	35.311	30.943	32.286	9	1:38.540
149	3	18:36.307	35.111	31.044	32.446	10	1:38.601
163	3	20:14.826	35.249	30.927	32.343	11	1:38.519
177	3	[IN] 22:11.167	35.417	35.140	45.784	12	
207	3	25:59.503		32.802	33.849	13	
221	3	27:41.563	35.713	32.380	33.967	14	1:42.060
234	3	29:19.783	35.015	31.038	32.167	15	1:38.220
241		30:01.386					FINISH
246	3	30:57.328	34.749	30.813	31.983	16	1:37.545

4 DESTEMBERT Pascal

Seq	Num	Heure	Secteur 1	Secteur 2	Secteur 3	Tour	Temps
1 START							
17	4	2:39.091		41.073	47.945	1	
33	4	4:36.862	44.643	37.068	36.060	2	1:57.771
51	4	6:21.447	38.899	33.026	32.660	3	1:44.585
67	4	7:59.322	35.024	30.865	31.986	4	1:37.875
80	4	9:37.507	34.802	31.256	32.127	5	1:38.185
95	4	11:15.678	35.049	30.916	32.206	6	1:38.171
108	4	12:53.556	34.923	30.770	32.185	7	1:37.878
122	4	[IN] 14:39.506	36.826	31.931	37.193	8	
152	4	18:56.993		35.327	32.220	9	
168	4	20:43.467	37.310	37.261	31.903	10	1:46.474
178	4	22:25.467	35.244	34.646	32.110	11	1:42.000
190	4	24:02.719	34.658	30.629	31.965	12	1:37.252
203	4	25:40.623	34.833	30.988	32.083	13	1:37.904
219	4	27:26.753	38.799	34.977	32.354	14	1:46.130
232	4	[IN] 29:13.197	34.964	32.823	38.657	15	
241		30:01.386					FINISH

5 MARVIE Michel

Seq	Num	Heure	Secteur 1	Secteur 2	Secteur 3	Tour	Temps
1 START							
20	5	3:24.571		59.502	50.137	1	
38	5	5:16.275	43.922	33.490	34.292	2	1:51.704
56	5	6:57.877	37.116	32.432	32.054	3	1:41.602
71	5	8:35.912	35.474	30.937	31.624	4	1:38.035
86	5	10:18.469	34.769	31.086	36.702	5	1:42.557
102	5	11:55.678	34.633	30.742	31.834	6	1:37.209
115	5	[IN] 13:44.045	35.905	33.656	38.806	7	
141	5	17:17.789		32.154	32.605	8	
151	5	18:54.901	34.719	30.727	31.666	9	1:37.112
164	5	20:31.516	34.363	30.431	31.821	10	1:36.615
176	5	22:08.421	34.523	30.598	31.784	11	1:36.905
191	5	[IN] 24:05.427	34.730	37.760	44.516	12	
241		30:01.386					FINISH

Seq	Num	Heure	Secteur 1	Secteur 2	Secteur 3	Tour	Temps
6 BOTTEMANNE Sacha							
1							START
14	6	2:20.555		40.073	38.081	1	
31	6	4:15.499	38.521	43.735	32.688	2	1:54.944
47	6	5:51.987	34.676	30.337	31.475	3	1:36.488
63	6	7:27.242	33.937	30.085	31.233	4	1:35.255
77	6	9:03.082	34.280	30.200	31.360	5	1:35.840
91	6	[IN] 10:48.068	34.884	32.680	37.422	6	
204	6	25:47.631		40.861	35.851	7	
218	6	27:25.301	35.158	30.535	31.977	8	1:37.670
230	6	29:01.325	34.268	30.222	31.534	9	1:36.024
241		30:01.386					FINISH
244	6	30:43.389	34.364	35.342	32.358	10	1:42.064

7 BROGGI Marlene

Seq	Num	Heure	Secteur 1	Secteur 2	Secteur 3	Tour	Temps
7 BROGGI Marlene							
1							START
6	7	1:55.890		37.527	36.061	1	
24	7	3:44.405	39.868	34.883	33.764	2	1:48.515
42	7	5:23.314	36.278	30.656	31.975	3	1:38.909
58	7	7:01.284	35.839	30.501	31.630	4	1:37.970
73	7	[IN] 8:43.335	35.663	30.633	35.755	5	
98	7	[IN] 11:39.016		38.448	46.279	6	
124	7	14:45.498		31.827	33.402	7	
135	7	16:23.484	35.510	30.723	31.753	8	1:37.986
146	7	18:00.064	34.396	30.342	31.842	9	1:36.580
158	7	19:37.120	34.785	30.530	31.741	10	1:37.056
172	7	[IN] 21:34.527	38.053	37.651	41.703	11	
195	7	24:29.371		35.352	32.794	12	
209	7	26:06.776	35.148	30.478	31.779	13	1:37.405
222	7	27:43.557	34.481	30.366	31.934	14	1:36.781
235	7	29:20.225	34.335	30.521	31.812	15	1:36.668
241		30:01.386					FINISH
247	7	30:58.294	35.069	30.703	32.297	16	1:38.069

8 DAVID William

Seq	Num	Heure	Secteur 1	Secteur 2	Secteur 3	Tour	Temps
8 DAVID William							
1							START
5	8	1:55.416		37.166	36.353	1	
23	8	3:43.553	39.366	35.015	33.756	2	1:48.137
40	8	5:19.932	34.598	30.210	31.571	3	1:36.379
57	8	[IN] 6:59.591	34.338	30.375	34.946	4	
88	8	10:39.026		39.535	39.754	5	
104	8	12:30.286	42.564	34.750	33.946	6	1:51.260
117	8	14:09.142	34.677	31.838	32.341	7	1:38.856
130	8	15:44.654	33.957	30.190	31.365	8	1:35.512
142	8	17:20.522	33.930	30.322	31.616	9	1:35.868
154	8	[IN] 19:10.170	37.657	33.858	38.133	10	
180	8	22:37.696		41.165	38.806	11	
194	8	24:28.359	41.010	36.906	32.747	12	1:50.663
208	8	26:04.529	34.441	30.240	31.489	13	1:36.170
220	8	27:40.567	34.029	30.417	31.592	14	1:36.038
233	8	29:16.987	34.253	30.389	31.778	15	1:36.420
241		30:01.386					FINISH
245	8	30:53.263	34.190	30.203	31.883	16	1:36.276

9 MORENTE Martin

Seq	Num	Heure	Secteur 1	Secteur 2	Secteur 3	Tour	Temps
9 MORENTE Martin							
1							START
7	9	1:58.240		39.312	36.783	1	
25	9	3:45.951	38.836	34.447	34.428	2	1:47.711
43	9	5:27.634	36.854	31.716	33.113	3	1:41.683
59	9	7:10.523	37.684	31.798	33.407	4	1:42.889
74	9	8:52.183	36.822	31.822	33.016	5	1:41.660
94	9	[IN] 11:08.293	47.134	38.946	50.030	6	

Seq	Num	Heure	Secteur 1	Secteur 2	Secteur 3	Tour	Temps
120	9	14:19.474		32.126	33.558	7	
134	9	[IN] 16:12.958	36.492	32.082	44.910	8	
241		30:01.386					FINISH

10 SCHEIER Johan-Boris

Seq	Num	Heure	Secteur 1	Secteur 2	Secteur 3	Tour	Temps
10 SCHEIER Johan-Boris							
1							START
9	10	[IN] 2:01.453		40.713	40.677	1	
84	10	10:14.408		40.237	34.086	2	
100	10	11:53.504	35.886	31.103	32.107	3	1:39.096
113	10	13:29.954	34.608	30.329	31.513	4	1:36.450
127	10	15:05.557	34.119	30.146	31.338	5	1:35.603
137	10	16:41.118	34.122	30.077	31.362	6	1:35.561
147	10	18:16.468	33.978	30.084	31.288	7	1:35.350
159	10	[IN] 19:58.554	35.478	31.011	35.597	8	
185	10	23:00.230		35.452	39.018	9	
196	10	24:35.876	34.065	29.933	31.648	10	1:35.646
210	10	26:12.925	33.957	29.836	33.256	11	1:37.049
224	10	27:48.495	34.028	30.205	31.337	12	1:35.570
237	10	[IN] 29:36.322	36.690	32.885	38.252	13	
241		30:01.386					FINISH

12 ROSSI Michael

Seq	Num	Heure	Secteur 1	Secteur 2	Secteur 3	Tour	Temps
12 ROSSI Michael							
1							START
3	12	1:49.547		35.778	33.328	1	
21	12	3:40.156	41.186	36.200	33.223	2	1:50.609
41	12	5:21.395	34.916	30.654	35.669	3	1:41.239
101	12	[IN] 11:53.673			40.664	4	
153	12	19:05.349		32.404	32.725	5	
167	12	20:42.555	34.875	30.762	31.569	6	1:37.206
179	12	22:29.241	37.383	34.460	34.843	7	1:46.686
192	12	24:06.100	34.285	30.698	31.876	8	1:36.859
206	12	[IN] 25:57.210	34.498	35.990	40.622	9	
241		30:01.386					FINISH

14 JOLIVIERE Romuald

Seq	Num	Heure	Secteur 1	Secteur 2	Secteur 3	Tour	Temps
14 JOLIVIERE Romuald							
1							START
12	14	2:14.998		38.884	38.939	1	
29	14	4:03.001	39.125	32.834	36.044	2	1:48.003
45	14	5:43.220	36.010	31.270	32.939	3	1:40.219
61	14	7:22.128	35.170	30.770	32.968	4	1:38.908
76	14	9:00.812	35.162	30.980	32.542	5	1:38.684
92	14	[IN] 10:55.044	36.583	35.938	41.711	6	
116	14	13:52.940		31.415	32.759	7	
129	14	15:31.558	35.127	31.057	32.434	8	1:38.618
139	14	17:09.096	34.836	30.517	32.185	9	1:37.538
150	14	18:46.816	35.035	30.680	32.005	10	1:37.720
165	14	[IN] 20:34.266	34.828	32.113	40.509	11	
241		30:01.386					FINISH

22 LAMARQUE Patrick

Seq	Num	Heure	Secteur 1	Secteur 2	Secteur 3	Tour	Temps
22 LAMARQUE Patrick							
1							START
13	22	2:16.857		40.226	38.879	1	
30	22	4:06.601	40.275	34.146	35.323	2	1:49.744
48	22	5:53.371	37.712	32.807	36.251	3	1:46.770
64	22	7:37.018	37.802	32.069	33.776	4	1:43.647
79	22	9:19.665	36.473	32.705	33.469	5	1:42.647
93	22	11:01.519	36.368	31.531	33.955	6	1:41.854
107	22	12:43.020	36.222	31.691	33.588	7	1:41.501
121	22	14:24.246	36.364	31.540	33.322	8	1:41.226
133	22	16:05.916	36.563	31.759	33.348	9	1:41.670
145	22	17:47.867	36.633	31.854	33.464	10	1:41.951

Coupes de Pâques - Nogaro

Super Série FFSA 2010

Super Copa SEAT LEON

Essais Qualificatifs

Historique

Seq	Num	Heure	Secteur 1	Secteur 2	Secteur 3	Tour	Temps
157	22	19:34.033	36.333	32.247	37.586	11	1:46.166
171	22	21:33.009	41.113	34.665	43.198	12	1:58.976
188	22	23:21.444	40.140	32.724	35.571	13	1:48.435
201	22	25:07.174	36.484	32.178	37.068	14	1:45.730
216	22	26:56.543	43.479	32.522	33.368	15	1:49.369
231	22	29:02.610	39.864	45.866	40.337	16	2:06.067
241		30:01.386					FINISH
248	22	31:02.253	44.791	41.110	33.742	17	1:59.643

28 DAFEUR Henri

1	START						
8	28	2:00.292		41.022	37.599	1	
26	28	3:49.344	39.975	34.328	34.749	2	1:49.052
44	28	5:32.597	37.784	32.107	33.362	3	1:43.253
60	28	7:15.723	37.052	31.888	34.186	4	1:43.126
75	28	8:58.103	36.643	32.405	33.332	5	1:42.380
89	28	10:41.230	37.715	31.998	33.414	6	1:43.127
105	28	12:32.787	39.751	37.031	34.775	7	1:51.557
119	28	14:15.042	36.914	31.803	33.538	8	1:42.255
132	28	15:57.100	36.475	32.097	33.486	9	1:42.058
144	28	17:39.597	37.424	32.068	33.005	10	1:42.497
156	28	19:21.579	36.953	32.031	32.998	11	1:41.982
170	28	21:02.003	36.253	31.533	32.638	12	1:40.424
184	28	22:53.739	36.598	35.516	39.622	13	1:51.736
198	28	24:40.272	37.273	33.624	35.636	14	1:46.533
213	28	26:20.887	36.056	31.642	32.917	15	1:40.615
226	28	28:01.628	35.996	31.454	33.291	16	1:40.741
238	28	29:43.353	36.951	31.831	32.943	17	1:41.725
241		30:01.386					FINISH
249	28	31:23.551	35.951	31.425	32.822	18	1:40.198

47 PUJOL Serge

1	START						
19	47	2:57.126				1	
36	47	4:53.228				2	1:56.102
52	47	6:36.750				3	1:43.522
68	47	8:18.156				4	1:41.406
83	47	9:59.706				5	1:41.550
99	47	11:39.578				6	1:39.872
111	47	13:19.245				7	1:39.667
125	47	14:59.899				8	1:40.654
140	47	[IN] 17:11.877				9	
162	47	20:10.358				10	
175	47	21:51.327				11	1:40.969
189	47	23:45.625				12	1:54.298
205	47	25:49.439				13	2:03.814
223	47	27:46.560				14	1:57.121
241		30:01.386					FINISH
243	47	[IN] 30:10.668				15	

55 BERNARD Romain

1	START						
11	55	2:10.706		43.648	37.990	1	
28	55	3:59.966	40.527	34.041	34.692	2	1:49.260
46	55	5:44.088	38.668	32.847	32.607	3	1:44.122
62	55	7:24.954	37.768	31.009	32.089	4	1:40.866
78	55	9:05.365	37.535	30.905	31.971	5	1:40.411
90	55	10:44.606	35.849	31.021	32.371	6	1:39.241
106	55	[IN] 12:34.664	36.428	32.220	41.410	7	
148	55	18:24.980		38.947	35.112	8	
161	55	20:03.482	35.670	30.990	31.842	9	1:38.502
174	55	21:40.598	34.680	30.529	31.907	10	1:37.116
187	55	23:19.569	35.789	30.687	32.495	11	1:38.971

Seq	Num	Heure	Secteur 1	Secteur 2	Secteur 3	Tour	Temps
200	55	24:58.772	35.547	31.353	32.303	12	1:39.203
215	55	26:37.471	35.746	30.991	31.962	13	1:38.699
229	55	28:15.454	35.096	30.802	32.085	14	1:37.983
239	55	29:53.542	35.465	30.719	31.904	15	1:38.088
241		30:01.386					FINISH
250	55	31:31.702	35.388	30.762	32.010	16	1:38.160

64 TILLOS Jacques

1	START						
15	64	2:23.606		46.816	42.001	1	
32	64	4:23.412	42.746	39.724	37.336	2	1:59.806
49	64	6:08.850	38.714	32.606	34.118	3	1:45.438
65	64	7:53.867	37.562	32.907	34.548	4	1:45.017
81	64	9:40.331	39.113	33.123	34.228	5	1:46.464
96	64	11:25.376	37.367	33.223	34.455	6	1:45.045
110	64	13:11.552	39.036	32.362	34.778	7	1:46.176
126	64	[IN] 15:04.945	38.224	32.842	42.327	8	
166	64	20:37.706		41.979	40.307	9	
181	64	22:38.726	42.745	39.520	38.755	10	2:01.020
193	64	24:26.930	40.670	32.918	34.616	11	1:48.204
211	64	26:14.392	39.184	32.086	36.192	12	1:47.462
227	64	28:02.734	39.322	33.147	35.873	13	1:48.342
240	64	[IN] 29:59.990	39.263	35.258	42.735	14	
241		30:01.386					FINISH

99 COMTE Aurélien

1	START						
10	99	[IN] 2:06.065		37.842	42.152	1	
37	99	5:12.626		50.664	32.586	2	
54	99	6:48.578	34.130	30.395	31.427	3	1:35.952
70	99	8:23.850	33.822	30.187	31.263	4	1:35.272
85	99	[IN] 10:14.450	38.761	34.072	37.767	5	
109	99	13:04.674		37.487	38.525	6	
123	99	14:39.877	33.698	30.259	31.246	7	1:35.203
136	99	[IN] 16:25.636	33.663	31.177	40.919	8	
182	99	22:48.574		42.920	42.833	9	
199	99	24:51.808	41.863	45.252	36.119	10	2:03.234
214	99	26:27.255	33.738	30.297	31.412	11	1:35.447
228	99	28:02.792	33.706	30.163	31.668	12	1:35.537
241		30:01.386					FINISH
242	99	30:05.813	43.145	39.475	40.401	13	2:03.021

Sous réserve du contrôle technique ou d'incidents d'ordre sportif



Coupes de Pâques - Nogaro Super Série FFSA 2010 Super Copa SEAT LEON Course 1 Grille de départ

Départ : 04/04/2010 - 10h40 Fermeture pré grille : 10h20 12 Tours = 43.632 Km

TILLOS Jacques	64	- 9 -	9	MORENTE Martin
LAMARQUE Patrick	22	- 8 -	28	DAFEUR Henri
PUJOL Serge	47	- 7 -	3	PIERLOT Fabien
JOLIVIERE Romuald	14	- 6 -	4	DESTEMBERT Pascal
BERNARD Romain	55	- 5 -	12	ROSSI Michael
MARVIE Michel	5	- 4 -	7	BROGGI Marlene
CLAIRET Jea-Marie	1	- 3 -	8	DAVID William
SCHEIER Johan-Boris	10	- 2 -	6	BOTTEMANNE Sacha
COMTE Aurélien	99	- 1 -	2	BRICHE Julien

- Pole -

Sous réserve du contrôle technique ou d'incidents d'ordre sportif

Le président du collège

Heure d'affichage

Le chronométrage